

June 10th, 2023

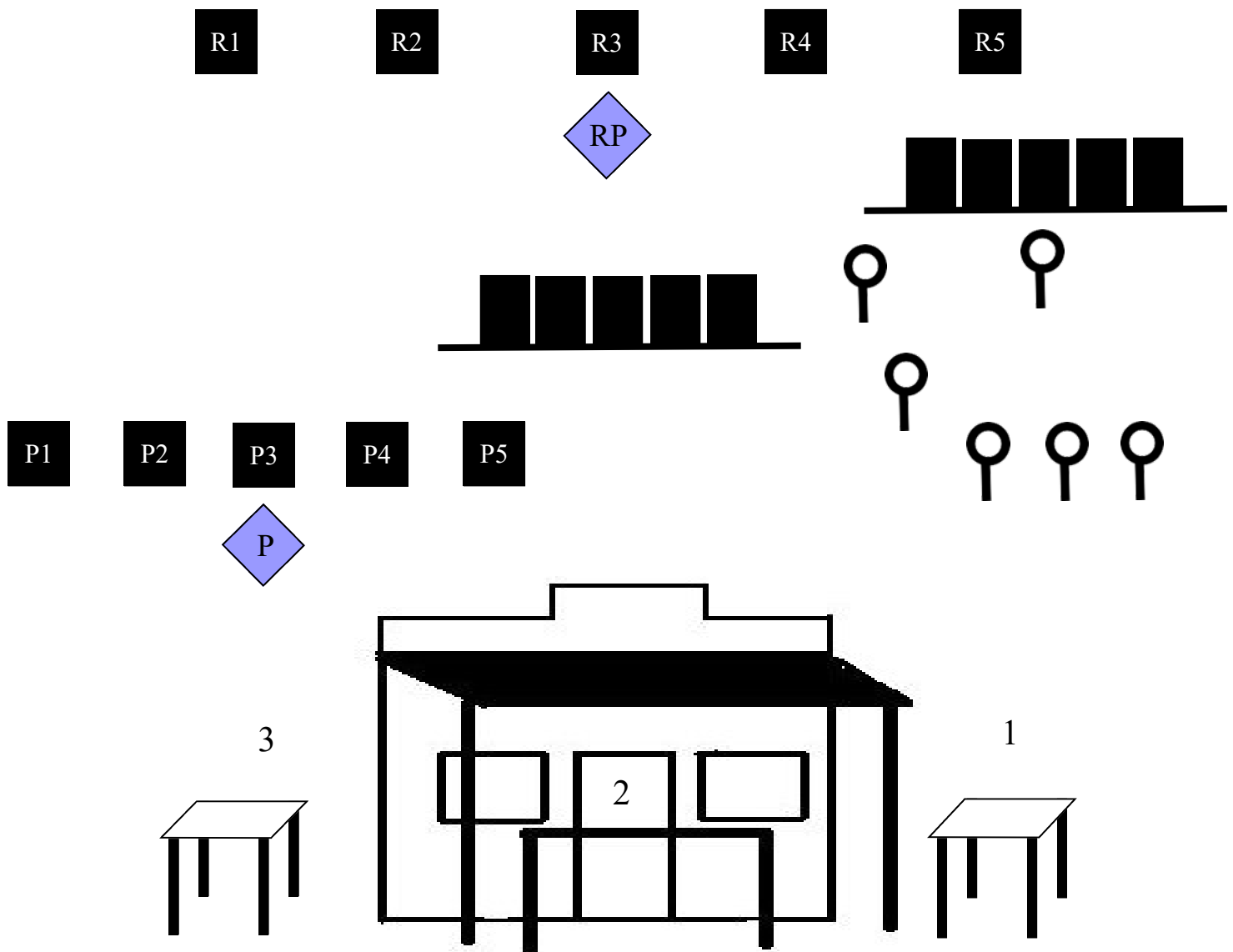
OPSA WBAS
Set up: 8:00am
Match: 9am



Round Count:

147 Pistol
29 Rifle
34 Shotgun

OPSA WBAS - STAGE 1 BAY 3



Round Count: 21 Pistol, 7 Rifle, 4 Shotgun

Start: Position 1 at the ready, Shotgun at Position 1, Rifle at Position 2, and Pistol holstered. Signal ready by announcing, “I’ll be double-dog damned!”

Position 1

With Shotgun, engage 4 KDs for 4 rounds.

With Pistol, engage 1 KD, then engage plate rack in an outside, outside, inside, inside, center sequence, then engage remaining KD for 7 rounds.

Position 2

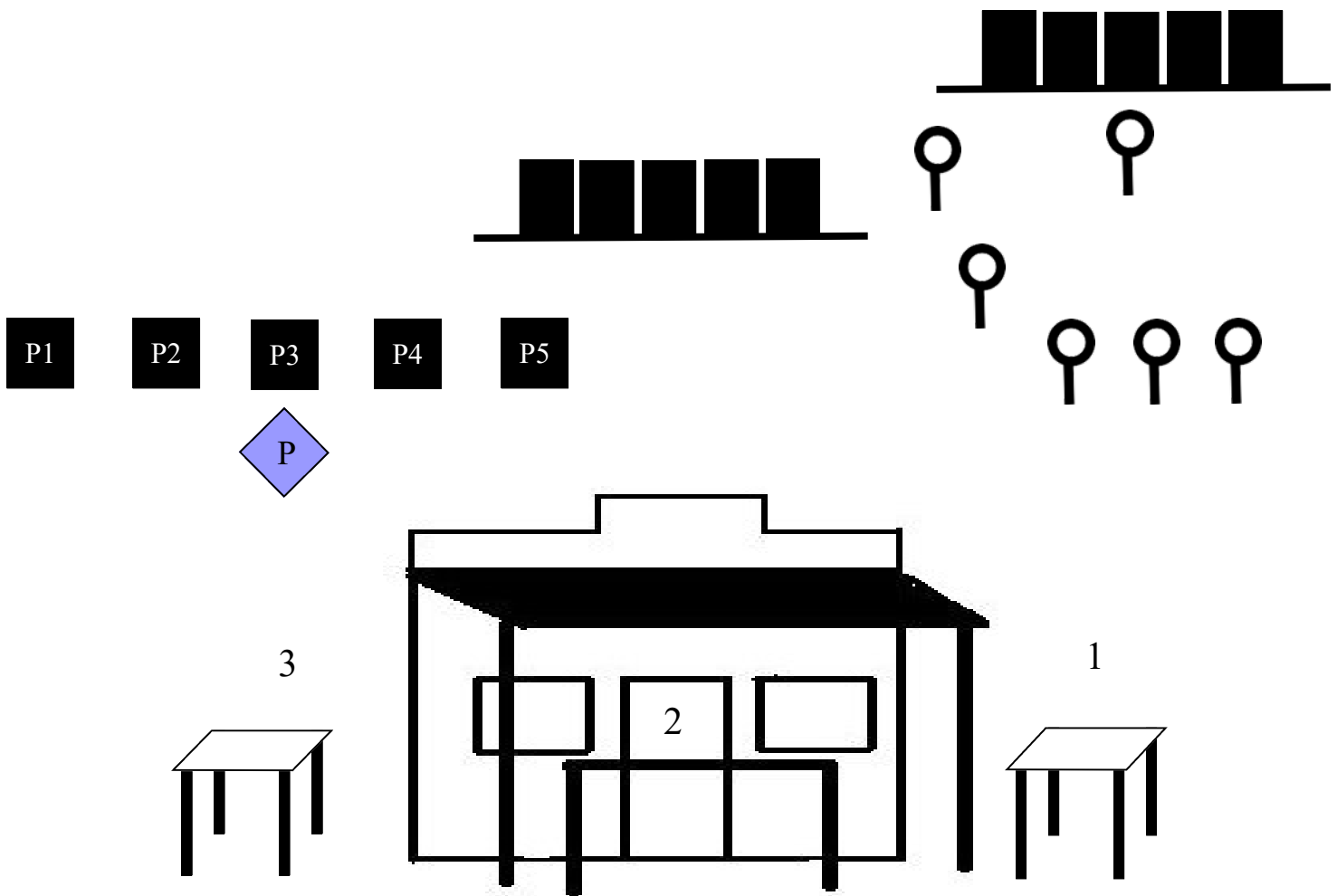
With Pistol, engage blue RP target, then engage plate rack in an outside, outside, inside, inside, center sequence, then engage blue RP target for 7 rounds.

With Rifle, repeat these instructions using the static R/RP targets.

Position 3

With Pistol, engage blue P target, then engage P1-P5 in an outside, outside, inside, inside, center sequence, then engage blue P target for 7 rounds.

OPSA WBAS - STAGE 2 BAY 3



Round Count: 21 Pistol, 10 Rifle, 6 Shotgun

Start: Any position at low surrender. Shotgun/Rifle staged anywhere and Pistol holstered. Signal ready by saying, “Toss up your pistol!”

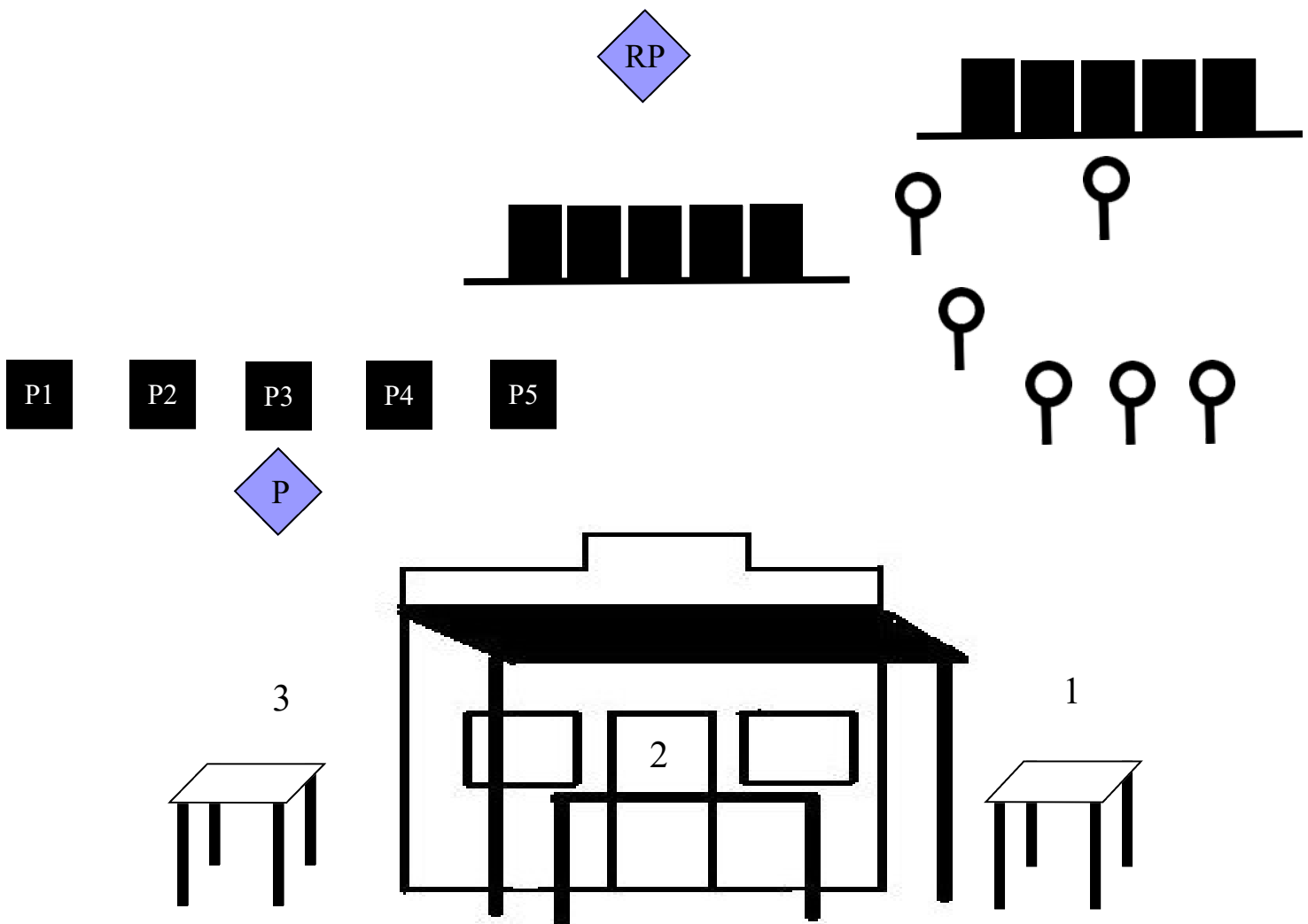
ATB: Shooter may use any position(s) to complete stage.

With Shotgun, engage 6 KDs for 6 rounds.

With Pistol, place at least 3 shots on each P target (6 targets) for 21 rounds.

With Rifle, engage 10 plate rack targets for 10 rounds.

OPSA WBAS - STAGE 3 BAY 3



Round Count: 21 Pistol, 6 Shotgun

Start: Any position at the ready, Shotgun anywhere and Pistol holstered.
Signal ready by shouting, **“Horse apples!”**

Position 1

With Shotgun, engage 6 KDs for 6 rounds.

With Pistol, double-tap blue RP target and engage 5 plate rack targets for 7 rounds.

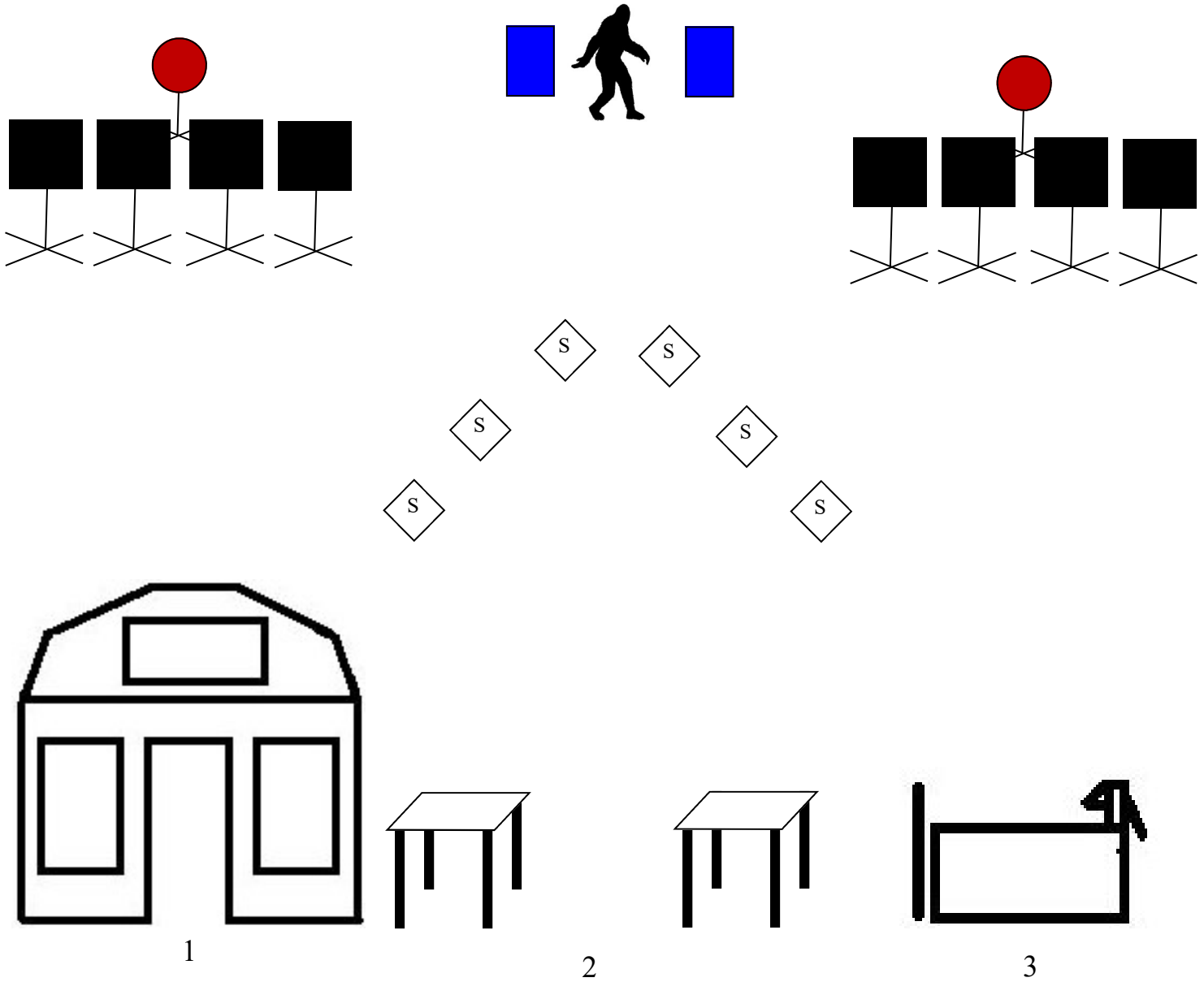
Position 2

With Pistol, double-tap blue RP target and engage 5 plate rack targets for 7 rounds.

Position 3

With Pistol, double-tap blue P target and engage 5 static targets for 7 rounds.

OPSA WBAS - STAGE 4 BAY 4



Round Count: 28 Pistol, 7 Rifle, 6 Shotgun

Start: At the ready at any position. Pistol holstered and Rifle/Shotgun staged anywhere.

Signal ready by saying, **“You know the rules and regulations.”**

ATB: Stage may be shot in any order.

Positions 1 and 3: With pistol, starting on a square, alternate between the squares and circle, using all 4 squares, for 7 rounds. Repeat instructions for a total of 14 rounds at each position.

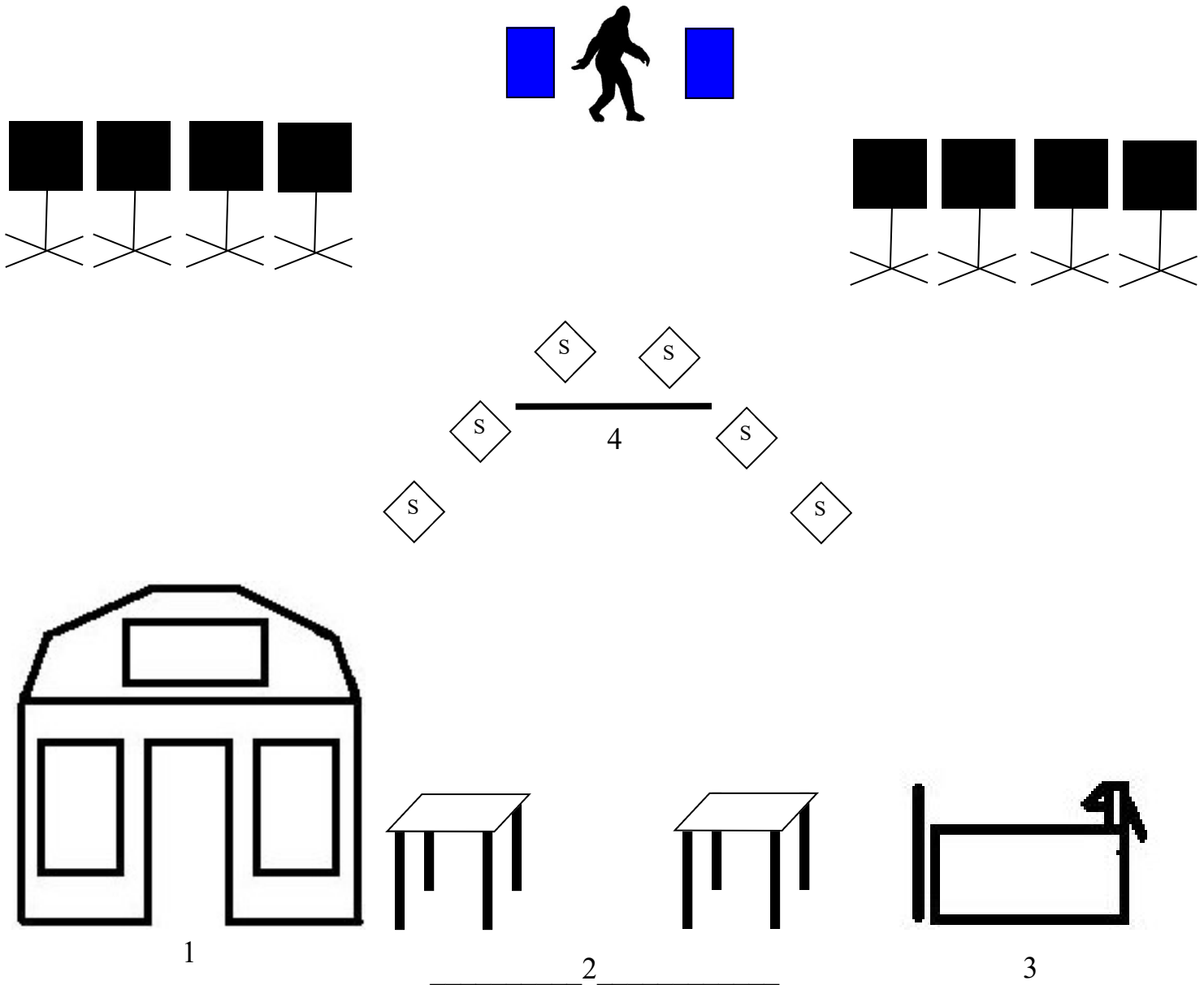
Position 2:

With Shotgun, engage 6 KDs.

With Rifle, Nevada sweep 3 targets for 7 rounds.

Note: This is a reproduction of EoT 2023 stage 6.

OPSA WBAS - STAGE 5 BAY 4



Round Count: 42 Pistol, 6 Shotgun

Start: Position 1 or 3 with pistol in hand. Shotgun staged anywhere.

Signal ready by saying, **“Don’t tell mama.”**

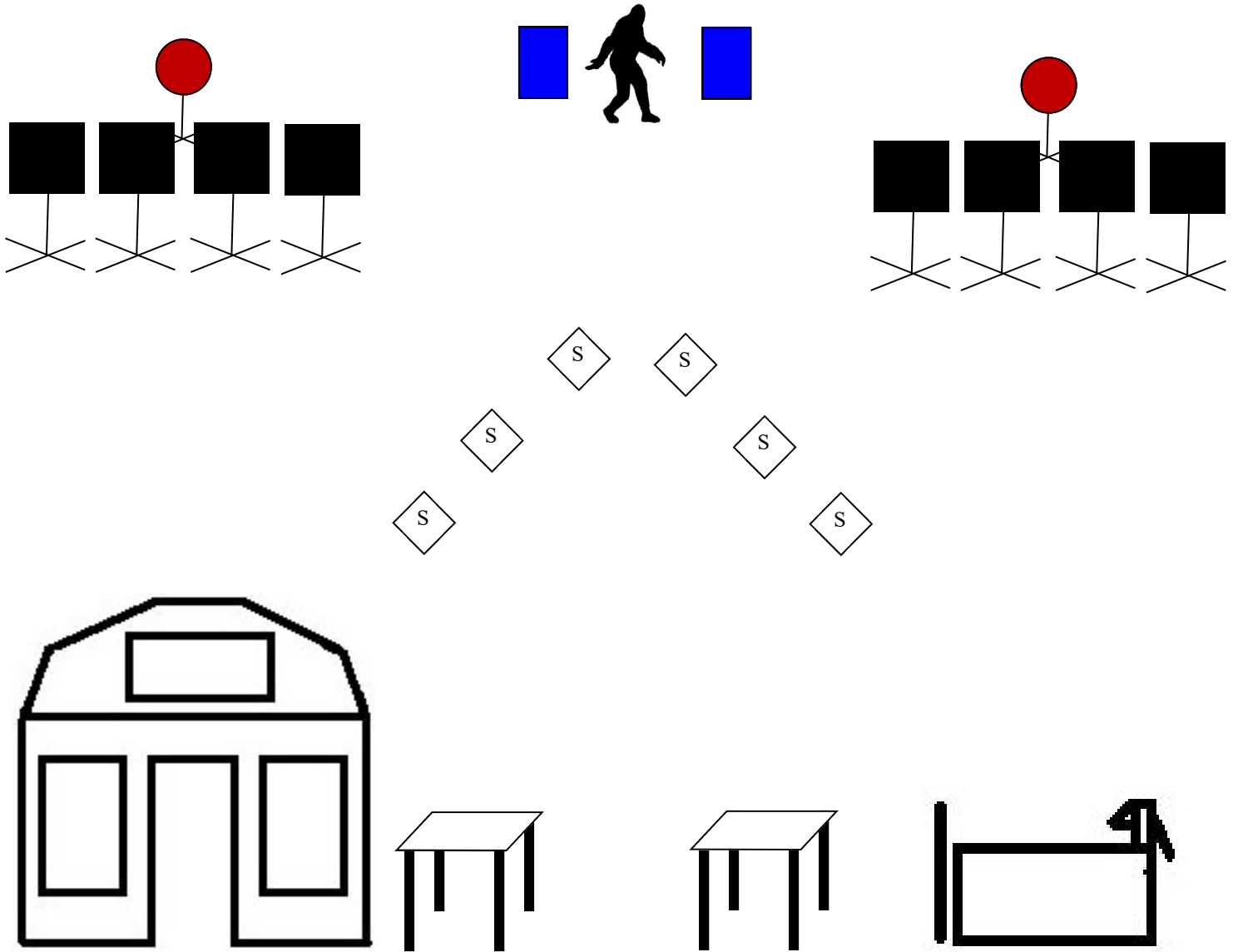
ATB: Stage may be shot in any order, but position 4 must be used last.

Positions 1 and 3: With pistol, double-tap Nevada sweep 4 targets for 14 rounds.

Position 2: With Shotgun, engage 6 KDs.

Position 4: With Pistol, double-tap Nevada sweep 3 targets for 14 rounds.

OPSA WBAS - STAGE 6 BAY 4



Round Count: 14 Pistol, 5 Rifle, 6 Shotgun

Start: Any firearm in hand. Pistol holstered and Rifle/Shotgun staged anywhere.

Signal ready by saying, **“Your move, creep.”**

ATB: Stage may be shot in any order. Shooter may move safely along firing line to complete stage.

With Pistol, single-tap 4 squares and triple-tap the circle for 7 rounds. Repeat instructions on other set of targets.

With Shotgun, engage 6 KDs.

With Rifle, single-tap both outside targets, and triple-tap the ‘squatch for 5 rounds.