

September 11th, 2022


OPSA WBAS
Set up: 8:00am
Match: 9am



Round Count:

120 Pistol
30 Rifle
23 Shotgun

SEPTEMBER 2022 - STAGE 1 BAY 3



Round Count: 21 Pistol, 7 Rifle, 6 Shotgun

Start: Position 1 or 3 with hands on hat. Signal ready by saying, “Wretched slugs! Don’t any of you have the guts to play for blood?!”

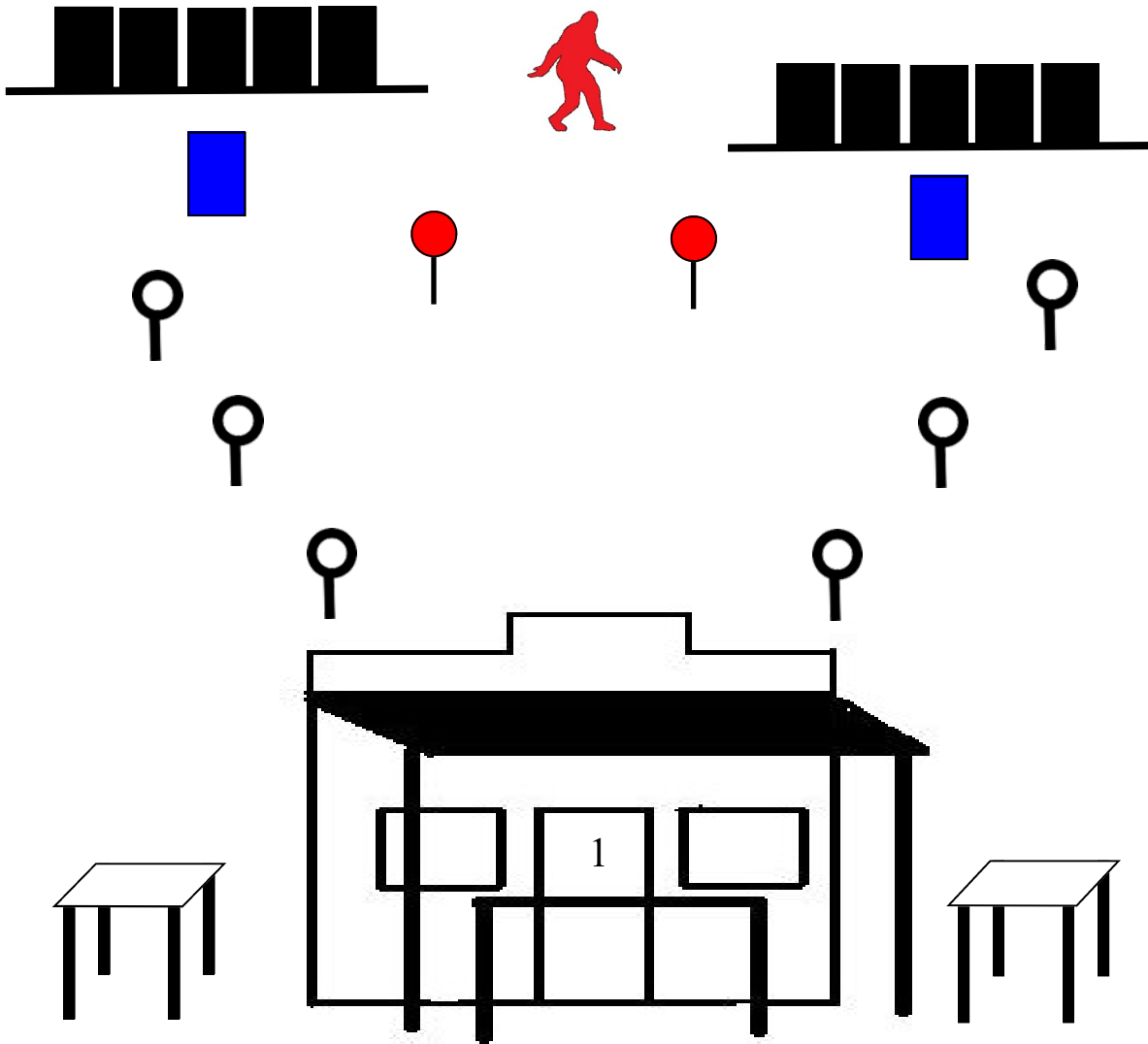
ATB: Stage may be shot in any order.

Position 1: With rifle, engage 5 plate rack targets and double-tap the ‘squatch for 7 rounds.

Position 2: With pistol, alternate on 2 poppers for 5 rounds, and double-tap the ‘squatch for 7 rounds.
and
With shotgun, engage 6 knock-down targets for 6 rounds.

Position 3: With pistol, engage 5 plate rack targets and double-tap the ‘squatch for 7 rounds, and engage 5 dueling tree targets and double-tap the ‘squatch for 7 rounds.

SEPTEMBER 2022 - STAGE 2 BAY 3



Round Count: 14 Pistol, 7 Rifle, 7 Shotgun

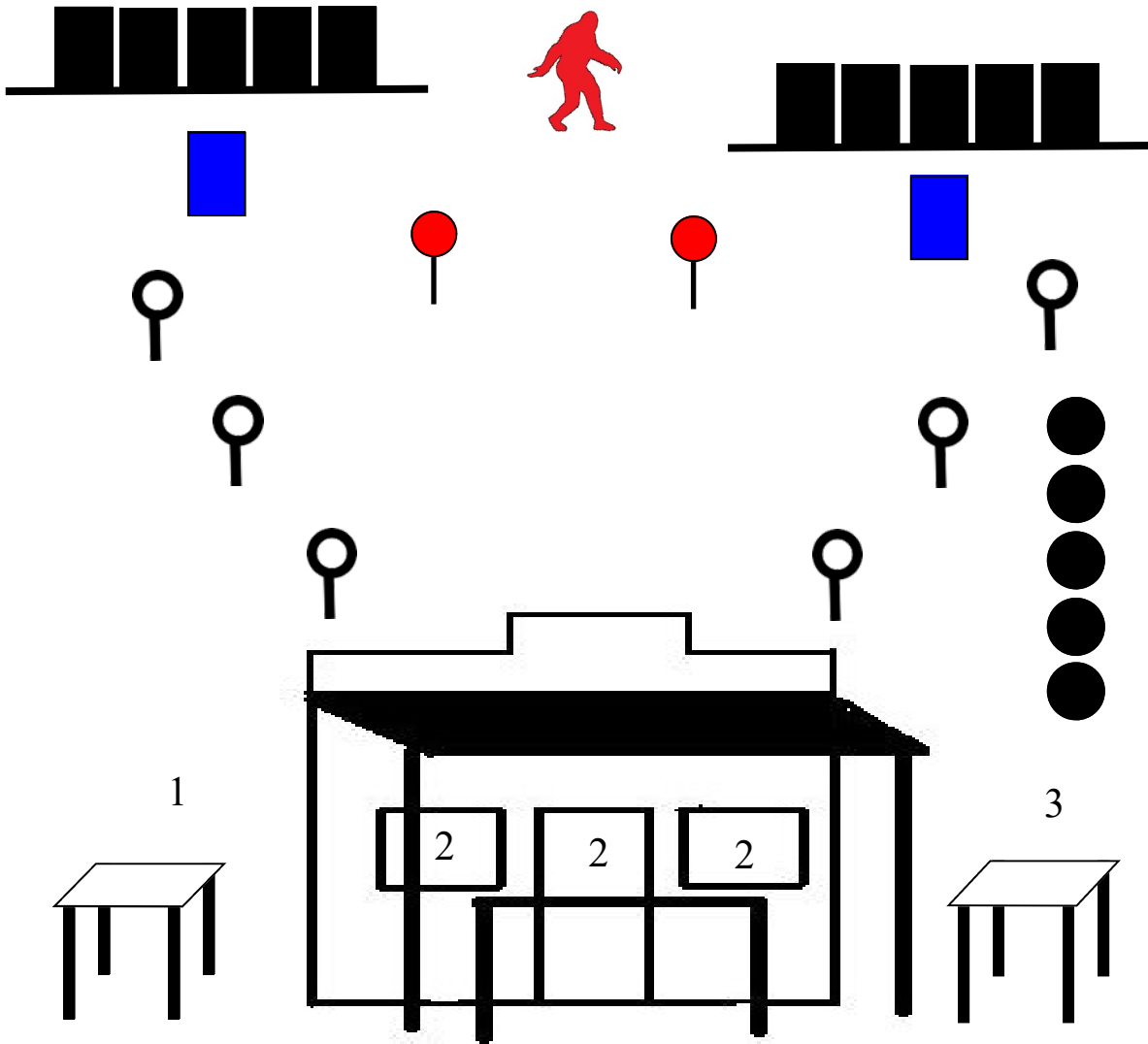
Start: Position 1 with hand(s) on any staged or holstered firearm. Long guns must remain flat on table. Signal ready by stating, “Tell you what I’m suffering... from a hangover.”

ATB: Stage may be shot in any order.

Using all 3 firearms in any combination (7 rounds from each), engage each target once for a total of 21 rounds.

Then, with pistol, Nevada sweep popper - squatch - popper for 7 rounds.

SEPTEMBER 2022 - STAGE 3 BAY 3



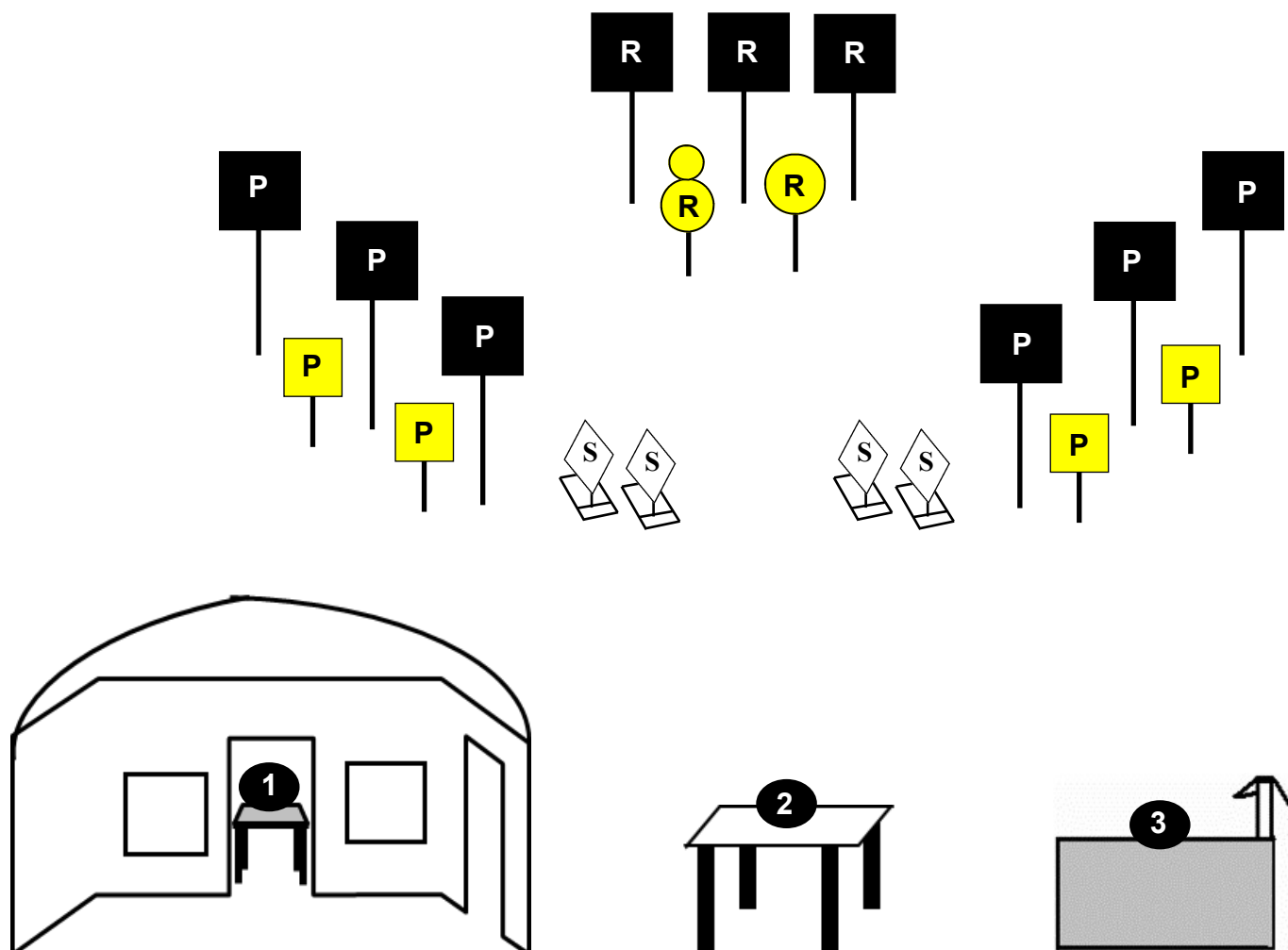
Round Count: 28 Pistol

Start: Anywhere at Texas surrender (hand on holstered pistol).
Signal ready by saying, “**Hey Professor, catch this.**”

ATB: Stage may be shot in any order.

Firing at least one magazine from each position, engage each target at least once for 28 rounds.

September 2022 - Stage 4 Bay 4



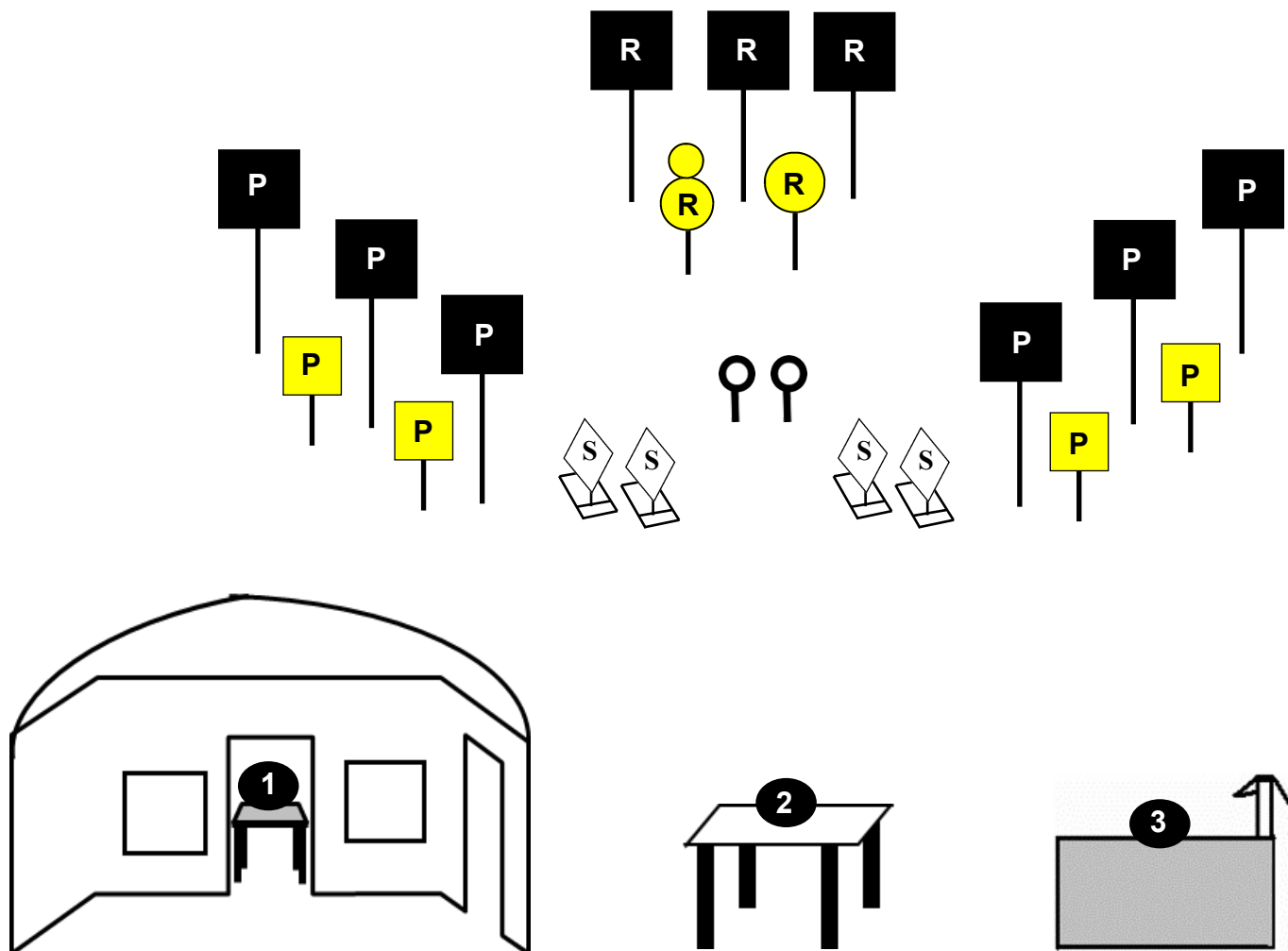
21 Pistol 7 Rifle 2 Shotgun

Start: Hands at the ready. Rifle at Position 2. Shotgun at Position 3. Pistol holstered. Shooter starts at Position of choice. **Signal ready by saying, “You wanted a war, Mister you got one.”** (*How the West Was Won*)

ATB

- At Position 1 with Pistol engage 3 black P Targets and double tap 2 yellow P Targets for 7 rounds.
- At Position 2 with Pistol engage 3 black R Targets and double tap 2 yellow R Targets for 7 rounds.
With Rifle repeat Pistol instruction for 7 rounds.
- At Position 3 with Pistol engage 3 black P Targets and double tap 2 yellow P Targets for 7 rounds.
With Shotgun engage any 2 KDs for 2 rounds.

September 2022 - Stage 5 Bay 4



15 Pistol 6 Rifle 4 Shotgun

Start: Hand on gun. Pistol holstered. Rifle at Position 2. Shotgun at Position 1. Shooter starts at Position 2. **Signal ready by saying, “Today is a good day to die.”** (*Little Big Man*)

ATB:

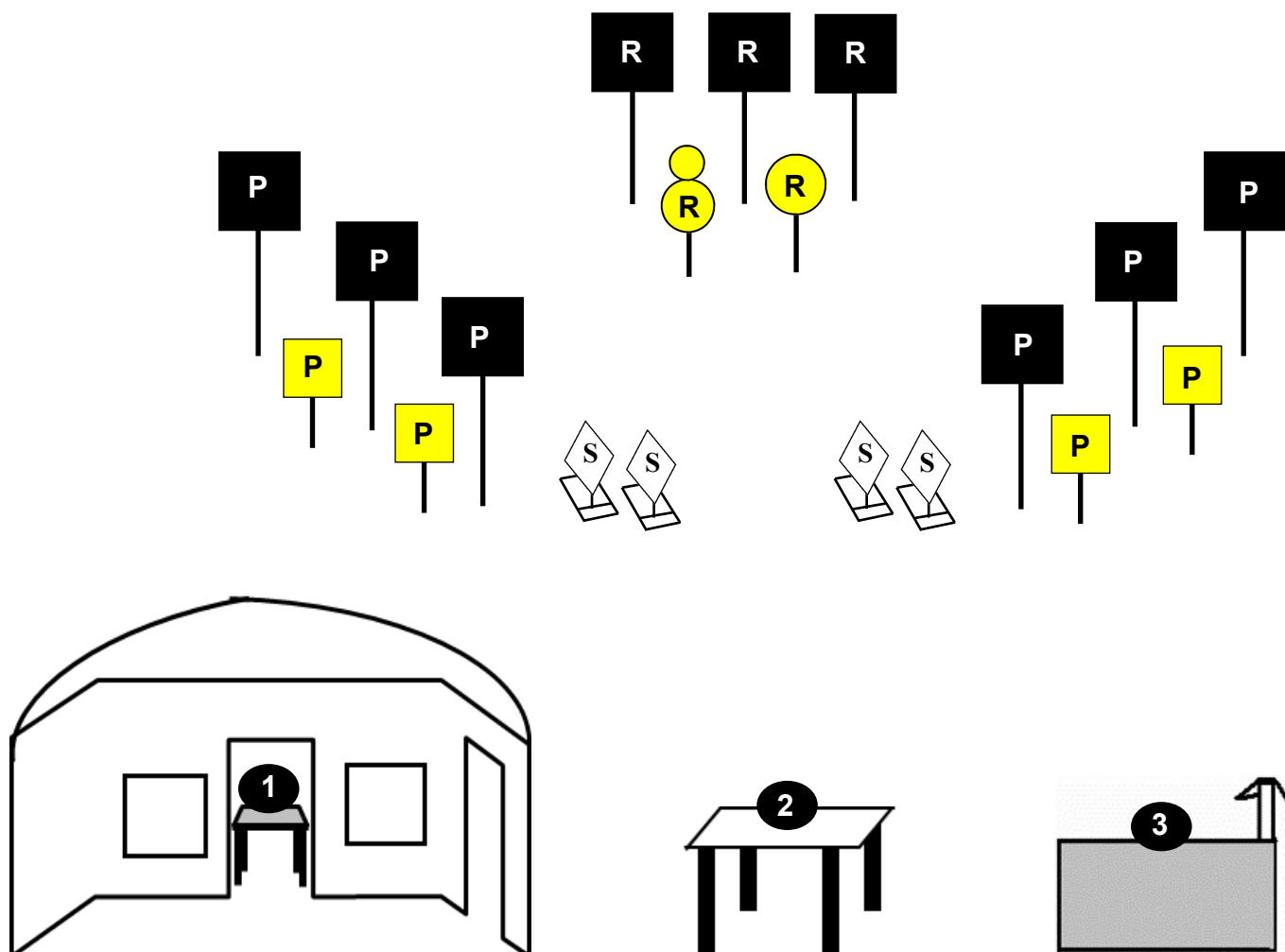
—At Position 2 with Pistol engage 9 Black Targets then 6 Yellow Targets for 15 rounds.

—At Position 1 with Shotgun engage 2 left KDs for 2 rounds.

—At Position 3 with Shotgun engage 2 right KDs for 2 rounds.

—At Position 2 with Rifle engage 6 Yellow Targets for 6 rounds.

September 2022 - Stage 6 Bay 4



21 Pistol 3 Rifle 4 Shotgun

Start: Hands high. Pistol holstered, Shotgun and Rifle staged safely. Shooter starts at Position of choice, shooter must use all Positions. **Signal ready by saying, “I said, are you still fast?”** (*The Quick and the Dead*)

ATB:

—With Shotgun engage 4 KDs for 4 rounds.

—With Pistol triple tap all Yellow Targets then single tap 3 black R Target for 21 rounds.

—With Rifle single tap 3 black R Targets for 3 rounds.